

SUMMER
edition

**GIVE OUR
NEW FANS
A WHIRL.**



HINKLEY

FAN SUPPLEMENT: 2021

HINKLEY

THIS SUPPLEMENT INCLUDES ALL NEW FANS. FOR INTERIOR,
BATH, OUTDOOR AND LANDSCAPE LIGHTING, VISIT HINKLEY.COM.

HINKLEY, INC. | 2021



**HINKLEY FANS ARE GUARANTEED TO KEEP YOU COOL.
LET'S GO FOR A SPIN >**

ABOVE: INDY FAN 900956FMW
WEYMOUTH WALL MOUNT 20015 BK
HINKLEY.COM

this is
HINKLEY

LIGHTING + CEILING FANS MADE FOR *life*

style



Creativity is what drives us. Our team of designers is always trend-spotting and travels the globe to seek out inspiring styles.

quality



Quality is paramount, from construction all the way to customer service. We combine thoughtful design, technical innovation and a stylish state of mind into every Hinkley product.

heritage



It means a lot to us that people welcome Hinkley into their homes. It's the heart and soul of our company and it's been that way since 1922.

*curated
collections*



We started as a small outdoor lantern company and have expanded to bring you the best in Interior, Bath, Outdoor and Landscape Lighting as well as Ceiling Fans.

41° 29' 30.156" N



82° 1' 8.292" W

Hinkley is located off the shores of Lake Erie in Cleveland, Ohio, and we wouldn't have it any other way.



A NOTE FROM JESS & ERIC

There's never been a better time to shine. We're looking forward to celebrating our 100th year in business in 2022 and our focus is the same as it's always been: to help you create a happy, safe and beautiful home, surrounded by designs that reflect your personal style.

Hinkley's product team works hard to make sure there is something for everyone, and we invite you to explore our entire Summer Edition on hinkley.com.

Dive in and enjoy!

Jess Wiedemer,
President

Eric Wiedemer,
VP & General Counsel

TABLE OF CONTENTS

ICONS + FINISH REFERENCES

Every Hinkley product is thoughtfully designed and carefully crafted with important features, so we've created useful icons and finish codes to help you with your lighting selections. Below is a key describing each of these icons in detail as well as a list of our extensive product finishes with abbreviated codes for easy reference.

FANS

42" CROFT	20
52" CROFT	18
60" CROFT	16
52" HIGHLAND	26
52" HIGHLAND ILLUMINATED	24
52" HIGHLAND WET	30
60" HIGHLAND	22
60" HIGHLAND WET	28
52" HOVER	34
52" HOVER FLUSH	35
60" HOVER	32
60" HOVER FLUSH	33

ICON DESCRIPTIONS



DAMP RATED

Suitable for use in damp (interior moist and outdoor no direct rain or sprinkler) locations as defined by NEC and CEC. Meets United States UL Underwriters Laboratories & CSA Canadian Standards Association Product Safety Standards.



DC MOTOR

Fan comes equipped with a DC motor which uses up to 70% less energy than an AC motor and runs cooler and quieter for a longer life.



LED

Fan supplied with fully integrated LEDs and drivers or specifically matched LED lamps based on performance and application.



REGENCY FAN

Fan is a Regency Series design, offering affordable, all-purpose styles.



TITLE 24

Meets California Energy Commission Title regulations.



UL LISTED

Fan has been tested by Underwriters Laboratories and found in compliance with accepted national safety standards.



WET RATED

Suitable for use in wet (interior direct splash and outdoor direct rain or sprinkler) locations as defined by NEC and CEC. Meets United States UL Underwriters Laboratories & CSA Canadian Standards Association Product Safety Standards.



WiFi

Fan is WiFi compatible with the purchase of optional controls.

FINISH CODES + NAMES

FBN	BRUSHED NICKEL	FMB	MATTE BLACK
FCW	CHALK WHITE	FMM	METALLIC MATTE BRONZE
FHB	HERITAGE BRASS	FMW	MATTE WHITE



42" CROFT
904042
Page 20

Brushed Nickel, Chalk White, Matte Black, Metallic Matte Bronze



52" CROFT
904052
Page 18

Brushed Nickel, Chalk White, Heritage Brass, Matte Black, Metallic Matte Bronze



60" CROFT
904060
Page 16

Brushed Nickel, Chalk White, Matte Black, Metallic Matte Bronze



52" HIGHLAND
904152
Page 26

Brushed Nickel, Chalk White, Matte Black, Metallic Matte Bronze



52" HIGHLAND ILLUMINATED
904152
Page 24

Brushed Nickel, Chalk White, Matte Black, Metallic Matte Bronze



52" HIGHLAND WET
904152
Page 30

Brushed Nickel, Chalk White, Matte Black, Metallic Matte Bronze



60" HIGHLAND
904160
Page 22

Brushed Nickel, Chalk White, Matte Black, Metallic Matte Bronze



60" HIGHLAND WET
904160
Page 28

Brushed Nickel, Chalk White, Matte Black, Metallic Matte Bronze



52" HOVER
900752
Page 34

Matte White



52" HOVER FLUSH
900852
Page 35
Matte White



60" HOVER
900760
Page 32
Matte White



60" HOVER FLUSH
900860
Page 33
Matte White



SPIN THROUGH EVERY STYLE AT HINKLEY.COM



52" AFTON 903552

Finishes:	Chalk White, Matte Black, Metallic Matte Bronze, Stainless Steel
Included Controls:	980008FWH: Wall Control Dual Slide, Non-Reversing
Optional Controls:	980004FWH-035: Remote LF AC w/ WiFi Receiver 980017FWH-035: Wall Control LF AC w/ WiFi Receiver
Glass:	Etched Opal
Lamping:	16w LED Included 1500 Lumens 90 CRI 3000K
Recommended Light Kit Cover:	932014FXX



60" ARTISTE 900160

Finishes:	Brushed Nickel, Graphite, Matte White, Metallic Matte Bronze
Included Controls:	980013FAS: Wall Control 6 Speed DC, Reversing
Optional Controls:	980003FWH: Remote Control 6 Speed DC 980015FAS-0016: WiFi Accessory
Glass:	Etched Opal
Lamping:	16w LED Included 1500 Lumens 90 CRI 3000K
Recommended Light Kit Cover:	932001FXX



72" ARTISTE 900172

Finishes:	Brushed Nickel, Graphite, Matte White, Metallic Matte Bronze
Included Controls:	980013FAS: Wall Control 6 Speed DC, Reversing
Optional Controls:	980003FWH: Remote Control 6 Speed DC 980015FAS-0017: WiFi Accessory
Glass:	Etched Opal
Lamping:	16w LED Included 1500 Lumens 90 CRI 3000K
Recommended Light Kit Cover:	932001FXX



60" BIMINI 900260

Finishes:	Appliance White, Brushed Nickel, Metallic Matte Bronze
Included Controls:	980030FWH: Wall Control 3 Speed, Manual Reversing
Optional Controls:	980004FWH-002: WiFi Remote Control 980017FWH-002: WiFi Wall Control
Glass:	-
Lamping:	-
Recommended Light Kit:	930008FXX: Schoolhouse



36" CABANA 901836

Finishes:	Appliance White, Brushed Nickel, Matte Black, Metallic Matte Bronze
Included Controls:	Pull Chain, 3 Speed Manual Reverse
Optional Controls:	980004FWH-018: WiFi Remote 980017FWH-018: WiFi Wall Control
Glass:	-
Lamping:	-
Recommended Light Kit:	930006FXX: Low Profile 930008FXX: Schoolhouse



44" CHISEL 903744

Finishes:	Graphite, Matte Black, Matte White
Included Controls:	980013FAS: Wall Control 6 Speed DC, Reversing
Optional Controls:	980003FWH: Remote Control 6 Speed DC 980015FAS-0374: WiFi Module DC
Glass:	-
Lamping:	-



52" CHISEL 903752

Finishes:	Graphite, Matte Black, Matte White
Included Controls:	980013FAS: Wall Control 6 Speed DC, Reversing
Optional Controls:	980003FWH: Remote Control 6 Speed DC 980015FAS-0375: WiFi Module DC
Glass:	-
Lamping:	-



60" CHISEL 903760

Finishes:	Graphite, Matte Black, Matte White
Included Controls:	980013FAS: Wall Control 6 Speed DC, Reversing
Optional Controls:	980003FWH: Remote Control 6 Speed DC 980015FAS-0376: WiFi Module DC
Glass:	-
Lamping:	-



54" COLLIER 903254

Finishes:	Heritage Brass, Matte Black, Metallic Matte Bronze, Pewter
Included Controls:	980013FAS: Wall Control 6 Speed DC, Reversing
Optional Controls:	980003FWH: Remote Control 6 Speed DC 980015FAS-032: WiFi Module
Glass:	Etched Opal
Lamping:	24w LED Included 2400 Lumens 90 CRI 3000K



60" GRANDER 900660

Finishes:	Brushed Nickel, Chalk White, Graphite, Metallic Matte Bronze, Pewter
Included Controls:	980013FAS: Wall Control 6 Speed DC, Reversing
Optional Controls:	980003FWH: Remote Control 6 Speed DC 980015FAS-0066: WiFi Accessory
Glass:	-
Lamping:	-
Recommended Light Kit:	930005FAW-WF: White Bowl with Caps Kit 930005FAW-AM: Amber Bowl with Caps Kit 930004XX: Rail Trim 930001XX: Large Low Profile



72" GRANDER 900672

Finishes:	Brushed Nickel, Chalk White, Graphite, Metallic Matte Bronze, Pewter
Included Controls:	980013FAS: Wall Control 6 Speed, Reversing
Optional Controls:	980003FWH: Remote Control 6 Speed DC 980015FAS-0067: WiFi Accessory
Glass:	-
Lamping:	-
Recommended Light Kit:	930005FAW-WF: White Bowl with Caps Kit 930005FAW-AM: Amber Bowl with Caps Kit 930004XX: Rail Trim 930001XX: Large Low Profile



56" HAMPTON 903056

Finishes:	Brushed Nickel, Heritage Brass, Metallic Matte Bronze
Included Controls:	980013FAS: Wall Control 6 Speed, Reversing
Optional Controls:	980003FWH: Remote Control 6 Speed DC 980015FAS-030: WiFi Module
Glass / Shade:	Etched Acrylic / White Linen Shade
Lamping:	26w LED Included 2800 Lumens 80 CRI 3000K

SPIN THROUGH EVERY STYLE AT HINKLEY.COM



52" HOVER 900752

Finishes:	Brushed Nickel, Graphite, Matte Black, Matte White
Included Controls:	980013FAS; Wall Control 6 Speed DC, Reversing
Optional Controls:	980003FWH: Remote Control 6 Speed DC 980015FAS-0075 WiFi Accessory
Glass:	Etched Opal
Lamping:	16w LED Included 1500 Lumens 90 CRI 3000K
Recommended Light Kit Cover:	932007FXX



60" HOVER 900760

Finishes:	Brushed Nickel, Graphite, Matte Black, Matte White
Included Controls:	980013FAS; Wall Control 6 Speed DC, Reversing
Optional Controls:	980003FWH: Remote Control 6 Speed DC 980015FAS-0076 WiFi Accessory
Glass:	Etched Opal
Lamping:	16w LED Included 1500 Lumens 90 CRI 3000K
Recommended Light Kit Cover:	932007FXX



52" HOVER FLUSH 900852

Finishes:	Brushed Nickel, Graphite, Matte Black, Matte White
Included Controls:	980013FAS; Wall Control 6 Speed DC, Reversing
Optional Controls:	980003FWH: Remote Control 6 Speed DC 980015FAS-0085 WiFi Accessory
Glass:	Etched Opal
Lamping:	16w LED Included 1500 Lumens 90 CRI 3000K
Recommended Light Kit Cover:	932007FXX



60" HOVER FLUSH 900860

Finishes:	Brushed Nickel, Graphite, Matte Black, Matte White
Included Controls:	980013FAS; Wall Control 6 Speed DC, Reversing
Optional Controls:	980003FWH: Remote Control 6 Speed DC 980015FAS-0086 WiFi Accessory
Glass:	Etched Opal
Lamping:	16w LED Included 1500 Lumens 90 CRI 3000K
Recommended Light Kit Cover:	932007FXX



56" INDY 900956

Finishes:	Brushed Nickel, Matte Black, Matte White, Metallic Matte Bronze
Included Controls:	980011FWH: Wall Control 4 Speed Slide; Manual Reverse
Optional Controls:	980004FWH-0095: WiFi Remote Control 980017FWH-0095: WiFi Wall Control
Glass:	-
Lamping:	-



72" INDY 900972

Finishes:	Brushed Nickel, Matte Black, Matte White, Metallic Matte Bronze
Included Controls:	980011FWH: Wall Control 4 Speed Slide; Manual Reverse
Optional Controls:	980004FWH-0097: WiFi Remote Control 980017FWH-0097: WiFi Wall Control
Glass:	-
Lamping:	-



82" INDY MAXX 900982

Finishes:	Brushed Nickel, Matte Black, Matte White, Metallic Matte Bronze
Included Controls:	980013FAS: Wall Control 6 Speed, Reversing
Optional Controls:	980003FWH: Remote Control 6 Speed DC
Glass:	Etched Opal
Lamping:	16w LED Included 1500 Lumens 90 CRI 3000K
Recommended Light Kit Cover:	Included



99" INDY MAXX 900999

Finishes:	Brushed Nickel, Matte Black, Matte White, Metallic Matte Bronze
Included Controls:	980013FAS: Wall Control 6 Speed, Reversing
Optional Controls:	980003FWH: Remote Control 6 Speed DC
Glass:	Etched Opal
Lamping:	16w LED Included 1500 Lumens 90 CRI 3000K
Recommended Light Kit Cover:	Included



52" LAFAYETTE 901152

Finishes:	Antique Copper, Brushed Nickel, Chalk White, Metallic Matte Bronze, Pewter
Included Controls:	Pull Chain 4 Speed Manual Reverse
Optional Controls:	980001FWH: Wall Control 4 Speed DC 980002FBK-011: WiFi Remote Control
Glass:	-
Lamping:	-
Recommended Light Kit:	930001FXX: Large Low Profile 930008FXX: Schoolhouse



60" MARIN 903160

Finishes:	Matte White, Metallic Matte Bronze
Included Controls:	980013FAS: Wall Control 6 Speed DC, Reversing
Optional Controls:	980003FWH: Remote Control 6 Speed DC 980015FAS-031: WiFi Module DC
Glass:	Etched Opal
Lamping:	16w LED Included 1500 Lumens 90 CRI 3000K
Recommended Light Kit Cover:	Included



52" METRO 903352

Finishes:	Brushed Nickel, Chalk White, Matte Black, Metallic Matte Bronze
Included Controls:	Pull Chain 3 Speed Manual Reverse
Optional Controls:	980004FWH-033: WiFi Remote Control 980017FWH-033: WiFi Wall Control
Glass:	-
Lamping:	-
Recommended Light Kit:	930005FAW-WF: White Bowl with Caps Kit 930005FAW-AM: Amber Bowl with Caps Kit 930008FXX: Schoolhouse



52" METRO ILLUMINATED 903352

Finishes:	Brushed Nickel, Chalk White, Matte Black, Metallic Matte Bronze
Included Controls:	Pull Chain 3 Speed Manual Reverse
Optional Controls:	980004FWH-033L: WiFi Remote Control 980017FWH-033L: WiFi Wall Control
Glass:	Etched Opal
Lamping:	2-9w Med. LED Included 1620 Lumens 90 CRI 3000K

SPIN THROUGH EVERY STYLE AT HINKLEY.COM



52" METRO WET 903352

Finishes:	Brushed Nickel, Chalk White, Matte Black, Metallic Matte Bronze
Included Controls:	Pull Chain 3 Speed Manual Reverse
Optional Controls:	980004FWH-033: WiFi Remote Control 980017FWH-033: WiFi Wall Control
Glass:	-
Lamping:	-
Recommended Light Kit:	930003FXX: Small Low Profile 930007FAW-WF: Heirloom Glass 930008FXX: Schoolhouse



52" OASIS 901652

Finishes:	Appliance White, Brushed Nickel, Chalk White, Graphite, Matte Black, Metallic Matte Bronze
Included Controls:	Pull Chain 3 Speed Manual Reverse
Optional Controls:	980004FWH-016: WiFi Remote Control 980017FWH-016: WiFi Wall Control
Optional Blade Set:	910452FXX
Recommended Light Kit:	930006FXX: Low Profile 930003FXX: Small Low Profile



28" SAWYER 902928

Finishes:	Matte Black, Matte White, Metallic Matte Bronze
Included Controls:	980013FAS: Wall Control 6 Speed DC, Reversing
Optional Controls:	980003FWH: Remote Control 6 Speed DC 980015FAS-029: WiFi Module DC
Glass:	Clear Seedy
Lamping:	8-4w Cand. LED Included 2400 Lumens 90 CRI 3000K



58" MODULE 901458

Finishes:	Brushed Nickel, Graphite, Matte Black, Metallic Matte Bronze
Included Controls:	980013FAS: Wall Control 6 Speed DC, Reversing
Optional Controls:	980003FWH: Remote Control 6 Speed DC 980015FAS-014: WiFi Accessory Module
Glass:	Etched Opal
Lamping:	16w LED Included 1500 Lumens 90 CRI 3000K
Recommended Light Kit Cover:	932014FXX



60" OASIS 901660

Finishes:	Brushed Nickel, Chalk White, Graphite, Matte Black, Metallic Matte Bronze
Included Controls:	Pull Chain 3 Speed Manual Reverse
Optional Controls:	980004FWH-0166: WiFi Remote Control 980017FWH-0166: WiFi Wall Control
Optional Blade Set:	910452FXX
Recommended Light Kit:	930006FXX: Low Profile 930003FXX: Small Low Profile



60" SCULPT 903660

Finishes:	Graphite, Matte Black
Included Controls:	980013FAS: Wall Control 6 Speed DC, Reversing
Optional Controls:	980003FWH: Remote Control 6 Speed DC 980015FAS-0366: WiFi Module DC
Glass:	Etched Opal
Lamping:	16w LED Included 1500 Lumens 90 CRI 3000K
Recommended Light Kit Cover:	Included



80" SCULPT 903680

Finishes:	Graphite, Matte Black
Included Controls:	980013FAS: Wall Control 6 Speed DC, Reversing
Optional Controls:	980003FWH: Remote Control 6 Speed DC 980015FAS-0368: WiFi Module DC
Glass:	Etched Opal
Lamping:	16w LED Included 1500 Lumens 90 CRI 3000K
Recommended Light Kit Cover:	Included



60" SWELL 903860

Finishes:	Graphite, Matte Black
Included Controls:	980013FAS: Wall Control 6 Speed DC, Reversing
Optional Controls:	980003FWH: Remote Control 6 Speed DC 980015FAS-0386: WiFi Module DC
Glass:	-
Lamping:	-



80" SWELL 903880

Finishes:	Graphite, Matte Black
Included Controls:	980013FAS: Wall Control 6 Speed DC, Reversing
Optional Controls:	980003FWH: Remote Control 6 Speed DC 980015FAS-0388: WiFi Module DC
Glass:	-
Lamping:	-



54" TIER 902054

Finishes:	Appliance White, Brushed Nickel, Matte Black, Metallic Matte Bronze
Included Controls:	980030FWH: Wall Control 3 Speed, Manual Reverse
Optional Controls:	980004FWH-020: WiFi Remote Control 980017FWH-020: WiFi Wall Control
Glass:	Etched Opal
Lamping:	16w LED Included 1500 Lumens 90 CRI 3000K
Recommended Light Kit Cover:	932020FXX



44" TREY 902744

Finishes:	Brushed Nickel, Matte White, Metallic Matte Bronze
Included Controls:	980013FAS: Wall Control 6 Speed DC, Reversing
Optional Controls:	980003FWH: Remote Control 6 Speed DC 980015FAS-0274: WiFi Accessory
Glass:	Etched Opal
Lamping:	16w LED Included 1500 Lumens 90 CRI 3000K
Recommended Light Kit Cover:	932027FXX



52" TREY 902752

Finishes:	Brushed Nickel, Matte White, Metallic Matte Bronze
Included Controls:	980013FAS: Wall Control 6 Speed DC, Reversing
Optional Controls:	980003FWH: Remote Control 6 Speed DC 980015FAS-027: WiFi Accessory
Glass:	Etched Opal
Lamping:	16w LED Included 1500 Lumens 90 CRI 3000K
Recommended Light Kit Cover:	932027FXX

SPIN THROUGH EVERY STYLE AT HINKLEY.COM



52" TROPIC AIR 901952

Finishes:	Graphite, Matte Black, Matte White, Metallic Matte Bronze
Included Controls:	Pull Chain 4 Speed Manual Reverse
Optional Controls:	980001FWH: Wall Control 4 Speed DC 980002FBK-019: WiFi Remote Control
Glass:	–
Lamping:	–
Recommended Light Kit Cover:	930008FXX: Schoolhouse 930006FXX: Low Profile 930007FXX: Heirloom Glass



52" VAIL 902152

Finishes:	Brushed Nickel, Graphite, Matte Black, Matte White, Metallic Matte Bronze
Included Controls:	980013FAS: Wall Control 6 Speed DC, Reversing
Optional Controls:	980003FWH: Remote Control 6 Speed DC 980015FAS-021: WiFi Accessory
Glass:	Etched Opal
Lamping:	16w LED Included 1500 Lumens 90 CRI 3000K
Recommended Light Kit Cover:	Included



66" VANTAGE 902466

Finishes:	Brushed Nickel, Graphite, Matte Black, Matte White, Metallic Matte Bronze
Included Controls:	980013FAS: Wall Control 6 Speed DC, Reversing
Optional Controls:	980003FWH: Remote Control 6 Speed DC 980015FAS-024: WiFi Accessory
Glass:	Etched Opal
Lamping:	16w LED Included 1500 Lumens 90 CRI 3000K
Recommended Light Kit Cover:	Included



44" VENTUS 902844

Finishes:	Matte White, Metallic Matte Bronze, Pewter
Included Controls:	980030FWH: Wall Control 3 Speed, Manual Reverse
Optional Controls:	980004FWH-0284: WiFi Remote Control 980017FWH-0284: WiFi Wall Control
Glass:	Etched Opal
Lamping:	16w LED Included 1500 Lumens 90 CRI 3000K
Recommended Light Kit Cover:	932028FXX



52" VENTUS 902852

Finishes:	Matte White, Metallic Matte Bronze, Pewter
Included Controls:	980030FWH: Wall Control 3 Speed, Manual Reverse
Optional Controls:	980004FWH-028: WiFi Remote Control 980017FWH-028: WiFi Wall Control
Glass:	Etched Opal
Lamping:	16w LED Included 1500 Lumens 90 CRI 3000K
Recommended Light Kit Cover:	932028FXX



52" VERGE 902352

Finishes:	Brushed Nickel, Matte Black, Matte White, Metallic Matte Bronze
Included Controls:	980030FWH: Wall Control 3 Speed, Manual Reverse
Optional Controls:	980004FWH-023: WiFi Remote Control 980017FWH-023: WiFi Wall Control
Glass:	Etched Opal
Lamping:	16w LED Included 1500 Lumens 90 CRI 3000K
Recommended Light Kit Cover:	932023FXX



R

52" WINDWARD 901552

Finishes: Antique Copper, Appliance White, Brushed Nickel, Chalk White, Matte Black, Metallic Matte Bronze

Included Controls: Pull Chain
3 Speed Manual Reverse

Optional Controls: 980004FWH-015: WiFi Remote Control
980017FWH-015: WiFi Wall Control

Glass: -

Lamping: -

Recommended Light Kit: 930001FXX: Large Low Profile
930003FXX: Small Low Profile
930004FXX: Rail Trim
930005FAW-AM: Amber Bowl
930005FAW-WF: White Bowl



JOIN OUR

**FAN
CLUB**

This supplement features a variety of new ceiling fan designs from Hinkley's Regency Series. Update airflow with ease thanks to these breezy beauties!



YOUR SPACE JUST GOT SMARTER

WHY A WIFI ENABLED FAN IS THE WAY TO GO



Adding WiFi controls connect Hinkley fans to a home's digital hub.



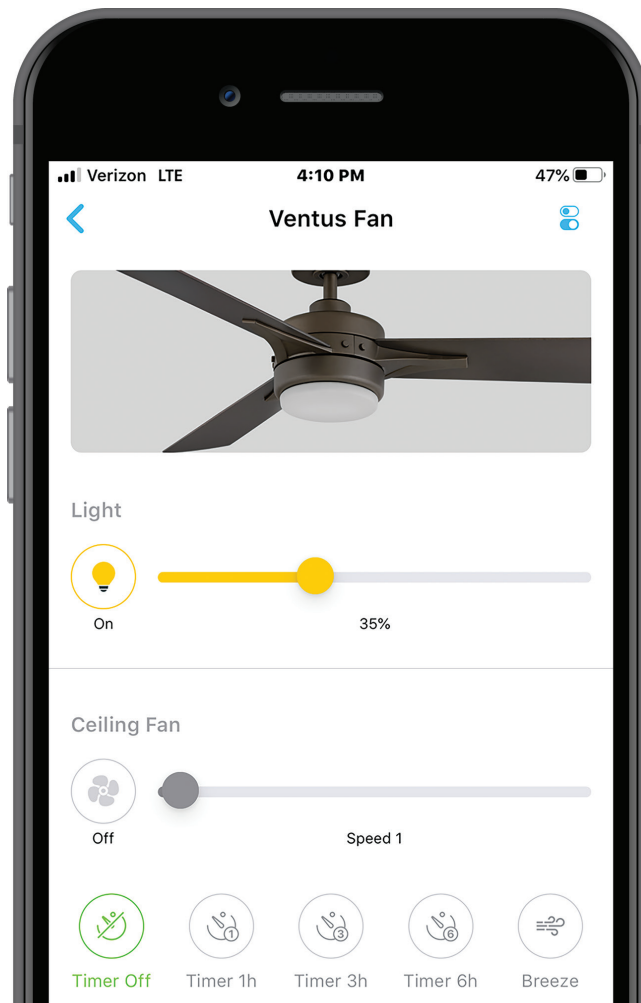
Voice activation is a must for hands-free ease of use.



Speed, light and seasonal modes are just a tap away. From anywhere, anytime.



Make life seamless by setting schedules and preferences.



Add a WiFi optional control to any Hinkley fan to make it a smart fan. Refer to "Optional Controls" on each product page for compatible WiFi controls.

SETUP IN 5 SIMPLE STEPS



DOWNLOAD THE BOND APP

Once you've downloaded the app, login or create an account.



ADD YOUR HINKLEY FAN

Tap the "+" button to add a device. Select "Smart by Bond" option. Connect to "Bond Config" WiFi network. Test your ceiling fan.



SET CONTROLS & PREFERENCES

At this time you can set a location and name. These settings can be easily changed later under Device Settings.



CONNECT TO HOME WIFI

A list of WiFi networks will appear in the Smart by Bond app. Connect to your WiFi network.



DONE!

You're all set! You can now turn your fan on and off, adjust speed, light brightness, set timers and configure summer and winter modes. All of these features are compatible with smart home device voice controls.

SMART HOME COMPATIBLE

Smart by Bond is compatible with Amazon Alexa, Google Assistant, Smart Things, Control 4, Hubitat, Homebridge, ELAN, and RTI to seamlessly integrate Hinkley fans into your connected home.

amazon alexa Google Assistant SmartThings

Control4 Hubitat

SMART BY BOND CUSTOMER SUPPORT

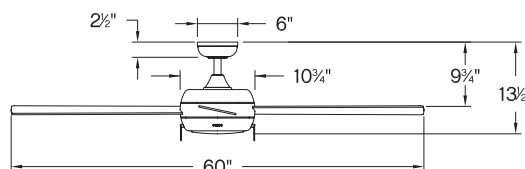
Smart by Bond has friendly agents standing by at least 12 hours per day to support you in live chat. If they do miss you, they will get back to you by email. For more information visit bondhome.io.

60" CROFT™

Croft features a clean and modern design, but maintains its traditional feel featuring pull chain functionality and a high-quality LED light kit. Offered in three sizes in an array of finishes and blades, Croft is designed to suit any décor.



904060FBN-LIA
BRUSHED NICKEL WITH REVERSIBLE
MATTE BLACK / SILVER BLADES



60" CROFT™

904060FBN-LIA - BRUSHED NICKEL

904060FCW-LIA - CHALK WHITE

904060FMB-LIA - MATTE BLACK

904060FMM-LIA - METALLIC MATTE BRONZE

BLADES:

- 5 Wood Blades Included
- 12° Blade Pitch
- 60" Blade Sweep

MOUNTING:

- 4.5" Downrod Included
- 76" Lead Wire
- 20.72 lbs. Hanging Weight
- Mounts to Sloped Ceilings
- Up to 20° Pitch

Slope ceiling kit required for ceiling pitch greater than 20°, 992001FXX, see hinkley.com.

LAMPING:

- 16w Integrated LED
- 1500 Lumens | 90 CRI | 3000K
- Dimmable
- Etched Opal Glass

INCLUDED CONTROLS:

- 3 Speed Pull Chain
- Manual Reverse



904060FMM-LIA
METALLIC MATTE BRONZE WITH REVERSIBLE
METALLIC MATTE BRONZE / WALNUT BLADES







904060FCW-LIA
CHALK WHITE WITH REVERSIBLE
WEATHERED WOOD / CHALK WHITE BLADES



904060FMB-LIA
MATTE BLACK WITH REVERSIBLE
MATTE BLACK / WALNUT BLADES

REVERSIBLE BLADES:

-  **BRUSHED NICKEL**
Matte Black / Silver
-  **CHALK WHITE**
Chalk White /
Weathered Wood
-  **METALLIC MATTE
BRONZE**
Metallic Matte Bronze /
Walnut
-  **MATTE BLACK**
Matte Black / Walnut

ADDITIONAL SIZES:

Also available in 42" and 52" diameter, refer to hinkley.com.

OPTIONAL CONTROLS:

1. 980018FWH-0406
WiFi Remote/Wall Control 60" Croft



1.



WiFi compatible with optional controls.

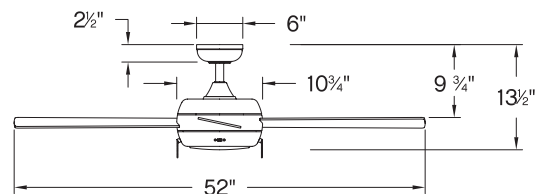
PERFORMANCE SPECIFICATIONS	STANDARD	
	HIGH SPEED	AVERAGE
AIRFLOW (CFM)	5787	4054
ENERGY USE (WATTS)	61.2	39.0
AIRFLOW EFFICIENCY (CFM/W)	90	104
ENERGY COSTS (YEARLY)	\$17.00	\$11.00
AMPS	0.54	0.38
RPMS	133	93

52" CROFT™

Croft features a clean and modern design, but maintains its traditional feel featuring pull chain functionality and a high-quality LED light kit. Offered in three sizes in an array of finishes and blades, Croft is designed to suit any décor.



904052FHB-LIA
HERITAGE BRASS WITH REVERSIBLE
MATTE BLACK / MATTE WHITE BLADES



52" CROFT™

904052FBN-LIA - BRUSHED NICKEL

904052FCW-LIA - CHALK WHITE

904052FHB-LIA - HERITAGE BRASS

904052FMB-LIA - MATTE BLACK

904052FMM-LIA - METALLIC MATTE BRONZE

BLADES:

- 5 Wood Blades Included
- 12° Blade Pitch
- 52" Blade Sweep

MOUNTING:

- 4.5" Downrod Included
- 76" Lead Wire
- 16.75 lbs. Hanging Weight
- Mounts to Sloped Ceilings
- Up to 20° Pitch

Slope ceiling kit required for ceiling pitch greater than 20°, 992001FXX, see hinkley.com.

LAMPING:

- 16w Integrated LED
- 1500 Lumens | 90 CRI | 3000K
- Dimmable
- Etched Opal Glass

INCLUDED CONTROLS:

- 3 Speed Pull Chain
- Manual Reverse



904052FMM-LIA
METALLIC MATTE BRONZE WITH REVERSIBLE
METALLIC MATTE BRONZE / WALNUT BLADES



904052FCW-LIA
CHALK WHITE WITH REVERSIBLE
CHALK WHITE / WEATHERED WOOD BLADES

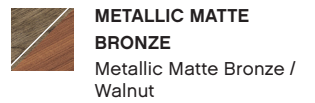
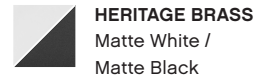


904052FBN-LIA
BRUSHED NICKEL WITH REVERSIBLE
SILVER / MATTE BLACK BLADES



904052FMB-LIA
MATTE BLACK WITH REVERSIBLE
WALNUT / MATTE BLACK BLADES

REVERSIBLE BLADES:



ADDITIONAL SIZES:

Also available in 42" and 60" diameter, refer to hinkley.com.

OPTIONAL CONTROLS:

- 980018FWH-0405
WiFi Remote/Wall Control 52" Craft



1.



WiFi compatible with optional controls.

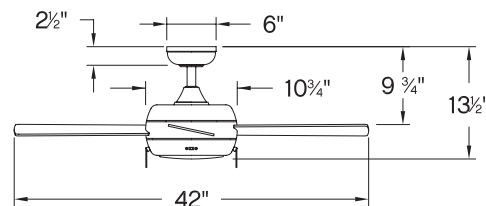
PERFORMANCE SPECIFICATIONS	STANDARD	
	HIGH SPEED	AVERAGE
AIRFLOW (CFM)	5039	3675
ENERGY USE (WATTS)	64.0	41.0
AIRFLOW EFFICIENCY (CFM/W)	79	90
ENERGY COSTS (YEARLY)	\$18.00	\$11.00
AMPS	0.53	0.40
RPMS	158	115

42" CROFT™

Croft features a clean and modern design, but maintains its traditional feel featuring pull chain functionality and a high-quality LED light kit. Offered in three sizes in an array of finishes and blades, Croft is designed to suit any décor.



904042FMB-LIA
MATTE BLACK WITH REVERSIBLE
MATTE BLACK / WALNUT BLADES



42" CROFT™

904042FBN-LIA - BRUSHED NICKEL

904042FCW-LIA - CHALK WHITE

904042FMB-LIA - MATTE BLACK

904042FMM-LIA - METALLIC MATTE BRONZE

BLADES:

- 5 Wood Blades Included
- 12° Blade Pitch
- 42" Blade Sweep

MOUNTING:

- 4.5" Downrod Included
- 76" Lead Wire
- 14.11 lbs. Hanging Weight
- Mounts to Sloped Ceilings
- Up to 20° Pitch

Slope ceiling kit required for ceiling pitch greater than 20°, 992001FXX, see hinkley.com.

LAMPING:

- 16w Integrated LED
- 1500 Lumens | 90 CRI | 3000K
- Dimmable
- Etched Opal Glass

INCLUDED CONTROLS:

- 3 Speed Pull Chain
- Manual Reverse



904042FMM-LIA
METALLIC MATTE BRONZE WITH REVERSIBLE
WALNUT / METALLIC MATTE BRONZE BLADES







904042FCW-LIA
CHALK WHITE WITH REVERSIBLE
CHALK WHITE / WEATHERED WOOD BLADES



904042FBN-LIA
BRUSHED NICKEL WITH REVERSIBLE
MATTE BLACK / SILVER BLADES

REVERSIBLE BLADES:

-  **BRUSHED NICKEL**
Matte Black / Silver
-  **CHALK WHITE**
Chalk White /
Weathered Wood
-  **METALLIC MATTE
BRONZE**
Metallic Matte Bronze /
Walnut
-  **MATTE BLACK**
Matte Black / Walnut

ADDITIONAL SIZES:

Also available in 52" and 60" diameter, refer to hinkley.com.

OPTIONAL CONTROLS:

1. 980018FWH-0404
WiFi Remote/Wall Control 42" Craft



1.



WiFi compatible with optional controls.

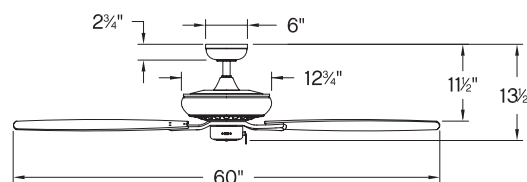
PERFORMANCE SPECIFICATIONS	STANDARD	
	HIGH SPEED	AVERAGE
AIRFLOW (CFM)	3742	2823
ENERGY USE (WATTS)	50.1	33.0
AIRFLOW EFFICIENCY (CFM/W)	74	86
ENERGY COSTS (YEARLY)	\$14.00	\$9.00
AMPS	0.44	0.33
RPMS	200	149

60" HIGHLAND™

Highland was designed with versatility in mind. Its practical features and variety of finish and blade options make it transitional to meet every need. Highland is offered in two size options.



904160FBN-NIA
BRUSHED NICKEL WITH REVERSIBLE
SILVER / MAHOGANY BLADES



60" HIGHLAND™

904160FBN-NIA - BRUSHED NICKEL

904160FCW-NIA - CHALK WHITE

904160FMB-NIA - MATTE BLACK

904160FMM-NIA - METALLIC MATTE BRONZE

BLADES:

- 5 Wood Blades Included
- 13° Blade Pitch
- 60" Blade Sweep

MOUNTING:

- 4.5" Downrod Included
- 76" Lead Wire
- 22.71 lbs. Hanging Weight
- Mounts to Sloped Ceilings
- Up to 20° Pitch

Slope ceiling kit required for ceiling pitch greater than 20°, 992001FXX, see hinkley.com.

INCLUDED CONTROLS:

- 3 Speed Pull Chain
- Manual Reverse



904160FCW-NIA
CHALK WHITE WITH REVERSIBLE
WEATHERED WOOD / CHALK WHITE BLADES







904160FMM-NIA
METALLIC MATTE BRONZE WITH REVERSIBLE
WALNUT / METALLIC MATTE BRONZE BLADES



904160FMB-NIA
MATTE BLACK WITH REVERSIBLE
MATTE BLACK / WALNUT BLADES

REVERSIBLE BLADES:

-  **BRUSHED NICKEL**
Silver / Mahogany
-  **CHALK WHITE**
Chalk White /
Weathered Wood
-  **METALLIC MATTE
BRONZE**
Metallic Matte Bronze /
Walnut
-  **MATTE BLACK**
Matte Black / Walnut

OPTIONAL ACCESSORIES:



930001FXX
Light Kit Large
Low Profile



930004FXX
Light Kit Rail Trim




930005FAW-WF
Light Kit White Bowl
with 931001FMM Caps Kit

OPTIONAL CONTROLS:

1. **980018FWH-0416**
WiFi Remote/Wall Control 60" Highland



1.  WiFi compatible with optional controls.

PERFORMANCE SPECIFICATIONS	STANDARD	
	HIGH SPEED	AVERAGE
AIRFLOW (CFM)	5982	4077
ENERGY USE (WATTS)	84.3	51.0
AIRFLOW EFFICIENCY (CFM/W)	71	80
ENERGY COSTS (YEARLY)	\$24.00	\$14.00
AMPS	0.71	0.49
RPMS	114	78

ADDITIONAL SIZES:

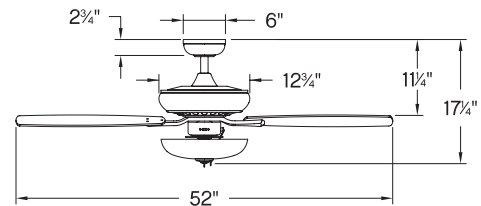
Also available in 52" diameter, refer to hinkley.com.

52" HIGHLAND ILLUMINATED™

Highland was designed with versatility in mind. Its practical features and variety of finish and blade options make it transitional to meet every need. Highland is offered in two size options.



904152FBN-LIA
BRUSHED NICKEL WITH REVERSIBLE
SILVER / MAHOAGANY BLADES



52" HIGHLAND ILLUMINATED™

904152FBN-LIA - BRUSHED NICKEL

904152FCW-LIA - CHALK WHITE

904152FMB-LIA - MATTE BLACK

904152FMM-LIA - METALLIC MATTE BRONZE

BLADES:

- 5 Wood Blades Included
- 13° Blade Pitch
- 52" Blade Sweep

MOUNTING:

- 4.5" Downrod Included
- 76" Lead Wire
- 20.06 lbs. Hanging Weight
- Mounts to Sloped Ceilings
- Up to 20° Pitch

Slope ceiling kit required for ceiling pitch greater than 20°, 992001FXX, see hinkley.com.

LAMPING:

- 3-4w Cand. LED Included
- 1065 Lumens | 90 CRI | 2700K
- Dimmable
- Etched Glass

INCLUDED CONTROLS:

- 3 Speed Pull Chain
- Manual Reverse



904152FCW-LIA
CHALK WHITE WITH REVERSIBLE
CHALK WHITE / WEATHERED WOOD BLADES







904152FMB-LIA
MATTE BLACK WITH REVERSIBLE
MATTE BLACK / WALNUT BLADES



904152FMM-LIA
METALLIC MATTE BRONZE WITH REVERSIBLE
WALNUT / METALLIC MATTE BRONZE BLADES

REVERSIBLE BLADES:

-  **BRUSHED NICKEL**
Silver / Mahogany
-  **CHALK WHITE**
Chalk White /
Weathered Wood
-  **METALLIC MATTE
BRONZE**
Metallic Matte Bronze /
Walnut
-  **MATTE BLACK**
Matte Black / Walnut

OPTIONAL CONTROLS:

1. 980018FWH-415L
WiFi Remote/Wall Control
52" Highland Illuminated



1.



WiFi compatible with optional controls.

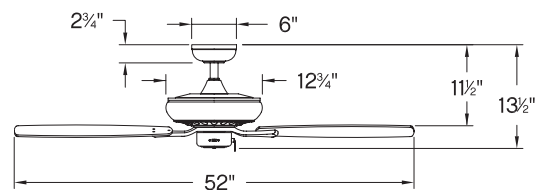
PERFORMANCE SPECIFICATIONS	STANDARD	
	HIGH SPEED	AVERAGE
AIRFLOW (CFM)	5091	3668
ENERGY USE (WATTS)	68.8	44.0
AIRFLOW EFFICIENCY (CFM/W)	74	83
ENERGY COSTS (YEARLY)	\$19.00	\$12.00
AMPS	0.58	0.43
RPMS	157	112

52" HIGHLAND™

Highland was designed with versatility in mind. Its practical features and variety of finish and blade options make it transitional to meet every need. Highland is offered in two size options.



904152FMM-NIA
METALLIC MATTE BRONZE WITH REVERSIBLE
WALNUT / METALLIC MATTE BRONZE BLADES



52" HIGHLAND™

904152FBN-NIA - BRUSHED NICKEL

904152FCW-NIA - CHALK WHITE

904152FMB-NIA - MATTE BLACK

904152FMM-NIA - METALLIC MATTE BRONZE

BLADES:

- 5 Wood Blades Included
- 13° Blade Pitch
- 52" Blade Sweep

MOUNTING:

- 4.5" Downrod Included
- 76" Lead Wire
- 17.64 lbs. Hanging Weight
- Mounts to Sloped Ceilings
 - Up to 20° Pitch

Slope ceiling kit required for ceiling pitch greater than 20°, 992001FXX, see hinkley.com.

INCLUDED CONTROLS:

- 3 Speed Pull Chain
- Manual Reverse



904152FCW-NIA
CHALK WHITE WITH REVERSIBLE
WEATHERED WOOD / CHALK WHITE BLADES







904152FBN-NIA
BRUSHED NICKEL WITH REVERSIBLE
MAHOGANY / SILVER BLADES



904152FMB-NIA
MATTE BLACK WITH REVERSIBLE
MATTE BLACK / WALNUT BLADES

REVERSIBLE BLADES:

-  **BRUSHED NICKEL**
Silver / Mahogany
-  **CHALK WHITE**
Chalk White /
Weathered Wood
-  **METALLIC MATTE
BRONZE**
Metallic Matte Bronze /
Walnut
-  **MATTE BLACK**
Matte Black / Walnut

OPTIONAL ACCESSORIES:



930001FXX
Light Kit Large
Low Profile



930004FXX
Light Kit Rail Trim




930005FAW-WF
Light Kit White Bowl
with 931001FMM Caps Kit

OPTIONAL CONTROLS:

1. **980018FWH-0415**
WiFi Remote/Wall Control 52" Highland



1.  WiFi compatible with optional controls.

PERFORMANCE SPECIFICATIONS	STANDARD	
	HIGH SPEED	AVERAGE
AIRFLOW (CFM)	5136	3721
ENERGY USE (WATTS)	68.7	44.0
AIRFLOW EFFICIENCY (CFM/W)	75	85
ENERGY COSTS (YEARLY)	\$19.00	\$12.00
AMPS	0.58	0.43
RPMS	157	112

ADDITIONAL SIZES:

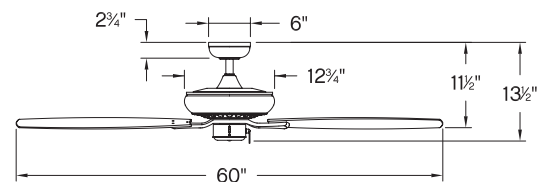
Also available in 60" diameter, refer to hinkley.com.

60" HIGHLAND WET™

Highland was designed with versatility in mind. Its practical features and variety of finish and blade options make it transitional to meet every need. Highland is offered in two size options and can be used both inside or outdoors.



904160FMB-NWA
MATTE BLACK
WITH BIRCH BLADES



60" HIGHLAND WET™

904160FBN-NWA - BRUSHED NICKEL

904160FCW-NWA - CHALK WHITE

904160FMB-NWA - MATTE BLACK

904160FMM-NWA - METALLIC MATTE BRONZE

BLADES:

- 5 Composite Blades Included
- 13° Blade Pitch
- 60" Blade Sweep

MOUNTING:

- 4.5" Downrod Included
- 76" Lead Wire
- 25.35 lbs. Hanging Weight
- Mounts to Sloped Ceilings
 - Up to 20° Pitch

Slope ceiling kit required for ceiling pitch greater than 20°, 992001FXX, see hinkley.com.

INCLUDED CONTROLS:

- 3 Speed Pull Chain
- Manual Reverse



904160FCW-NWA
CHALK WHITE
WITH WEATHERED WOOD BLADES



904160FBN-NWA
BRUSHED NICKEL
WITH SILVER BLADES



904160FMM-NWA
METALLIC MATTE BRONZE
WITH WALNUT BLADES

OPTIONAL ACCESSORIES:



930006FXX
Light Kit Low Profile



930007FXX
Light Kit Heirloom Glass



930008FXX
Light Kit Schoolhouse

ADDITIONAL SIZES:

Also available in 52" diameter, refer to hinkley.com.

OPTIONAL CONTROLS:

- 980018FWH-0416W**
WiFi Remote/Wall Control
60" Highland Wet



1.



WiFi compatible with optional controls.

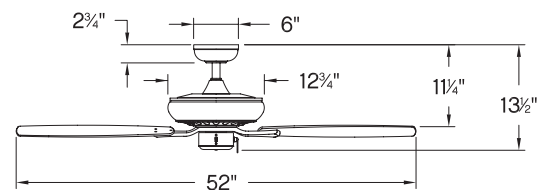
PERFORMANCE SPECIFICATIONS	STANDARD	
	HIGH SPEED	AVERAGE
AIRFLOW (CFM)	6629	4465
ENERGY USE (WATTS)	82.6	50.0
AIRFLOW EFFICIENCY (CFM/W)	80	89
ENERGY COSTS (YEARLY)	\$23.00	\$14.00
AMPS	0.69	0.48
RPMS	142	96

52" HIGHLAND WET™

Highland was designed with versatility in mind. Its practical features and variety of finish and blade options make it transitional to meet every need. Highland is offered in two size options and can be used both inside or outdoors.



904152FMM-NWA
METALLIC MATTE BRONZE
WITH WALNUT BLADES



52" HIGHLAND WET™

904152FBN-NWA - BRUSHED NICKEL

904152FCW-NWA - CHALK WHITE

904152FMB-NWA - MATTE BLACK

904152FMM-NWA - METALLIC MATTE BRONZE

BLADES:

- 5 Composite Blades Included
- 13° Blade Pitch
- 52" Blade Sweep

MOUNTING:

- 4.5" Downrod Included
- 76" Lead Wire
- 19.40 lbs. Hanging Weight
- Mounts to Sloped Ceilings
 - Up to 20° Pitch

Slope ceiling kit required for ceiling pitch greater than 20°, 992001FXX, see hinkley.com.

INCLUDED CONTROLS:

- 3 Speed Pull Chain
- Manual Reverse

OPTIONAL ACCESSORIES:



930006FXX
Light Kit Low Profile



930007FXX
Light Kit Heirloom Glass



930008FXX
Light Kit Schoolhouse

ADDITIONAL SIZES:

Also available in 52" diameter, refer to hinkley.com.



904152FCW-NWA
CHALK WHITE
WITH WEATHERED WOOD BLADES



904152FBN-NWA
BRUSHED NICKEL
WITH SILVER BLADES



904152FMB-NWA
MATTE BLACK
WITH BIRCH BLADES

OPTIONAL CONTROLS:

1. 980018FWH-0415W
WiFi Remote/Wall Control
52" Highland Wet



1.



WiFi compatible with optional controls.

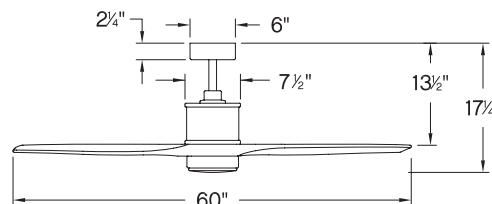

PERFORMANCE SPECIFICATIONS	STANDARD	
	HIGH SPEED	AVERAGE
AIRFLOW (CFM)	5107	3516
ENERGY USE (WATTS)	61.3	37.0
AIRFLOW EFFICIENCY (CFM/W)	83	95
ENERGY COSTS (YEARLY)	\$17.00	\$10.00
AMPS	0.51	0.36
RPMS	162	112

60" HOVER™

Clean and sleek, Hover is a stunning modern upgrade for any project. Available in Brushed Nickel, Graphite, Matte White or Matte Black, Hover comes equipped with integrated LED lighting and DC motor technology to deliver excellent energy efficiency. Hover is so versatile; it can be used for both indoor and outdoor spaces.



900760FMW-LWD
MATTE WHITE
 WITH MATTE WHITE BLADES



60" HOVER™

900760FMW-LWD - MATTE WHITE

60" HOVER FLUSH™

900860FMW-LWD - MATTE WHITE

BLADES:

- 3 Composite Blades Included
- 14° Blade Pitch
- 60" Blade Sweep

MOUNTING:

- 6" Downrod Included
- 76" Lead Wire
- Hanging Weights: 16.05 lbs. 60" Hover; 14.28 lbs. 60" Hover Flush
- Hover Mounts to Sloped Ceilings - Up to 20° Pitch

Slope ceiling kit required for ceiling pitch greater than 23°, 992001FXX, see hinkley.com.

LAMPING:

- 16w LED Integrated
- 1500 Lumens | 90 CRI | 3000K
- Dimmable
- Etched Opal Glass

INCLUDED CONTROLS:

980013FAS
 Wall Control 6 Speed DC Reversing

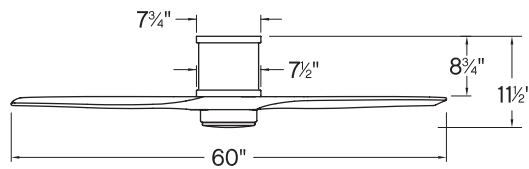


WiFi compatible with optional controls.

60" HOVER FLUSH™



900860FMW-LWD
MATTE WHITE
WITH MATTE WHITE BLADES



OPTIONAL ACCESSORIES:



932007FXX
Light Kit Cover

ADDITIONAL SIZES:

Also available in 52" diameter, refer to hinkley.com.

OPTIONAL CONTROLS:

1. **980003FWH**
Remote Control 6 Speed DC
Operates with included fan receiver.
2. **980015FAS-0076**
WiFi Accessory Hover 60"
Attaches to included fan receiver.
3. **980015FAS-0086**
WiFi Accessory Hover Flush 60"
Attaches to included fan receiver.




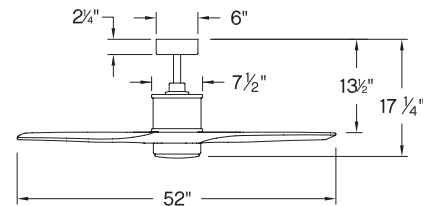
PERFORMANCE SPECIFICATIONS	STANDARD		FLUSH MOUNT	
	HIGH SPEED	AVERAGE	HIGH SPEED	AVERAGE
AIRFLOW (CFM)	7118	4714	6025	4027
ENERGY USE (WATTS)	28.5	18.0	31.8	19.0
AIRFLOW EFFICIENCY (CFM/W)	249	267	190	207
ENERGY COSTS (YEARLY)	\$8.00	\$5.00	\$9.00	\$5.00
AMPS	0.37	0.21	0.43	0.24
RPMS	150	98	150	98

52" HOVER™

Clean and sleek, Hover is a stunning modern upgrade for any project. Available in Brushed Nickel, Graphite, Matte White or Matte Black, Hover comes equipped with integrated LED lighting and DC motor technology to deliver excellent energy efficiency. Hover is so versatile; it can be used for both indoor and outdoor spaces.



900752FMW-LWD
MATTE WHITE
WITH MATTE WHITE BLADES



52" HOVER™

900752FMW-LWD - MATTE WHITE

52" HOVER FLUSH™

900852FMW-LWD - MATTE WHITE

BLADES:

- 3 Composite Blades Included
- 14° Blade Pitch
- 52" Blade Sweep

MOUNTING:

- 6" Downrod Included
- 76" Lead Wire
- Hanging Weights: 15.16 lbs. 52" Hover; 14.06 lbs. 52" Hover Flush
- Hover Mounts to Sloped Ceilings - Up to 20° Pitch

Slope ceiling kit required for ceiling pitch greater than 23°, 992001FXX, see hinkley.com.

LAMPING:

- 16w LED Integrated
- 1500 Lumens | 90 CRI | 3000K
- Dimmable
- Etched Opal Glass

INCLUDED CONTROLS:

980013FAS
Wall Control 6 Speed DC Reversing

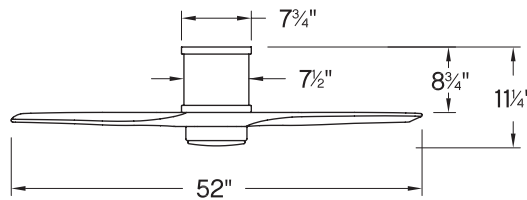


WiFi compatible with optional controls.

52" HOVER FLUSH™



900852FMW-LWD
MATTE WHITE
WITH MATTE WHITE BLADES



OPTIONAL ACCESSORIES:



932007FXX
Light Kit Cover

ADDITIONAL SIZES:

Also available in 60" diameter, refer to hinkley.com.

1. **980003FHW**
Remote Control 6 Speed DC
Operates with included fan receiver.
2. **980015FAS-0075**
WiFi Accessory Hover 52"
Attaches to included fan receiver.
3. **980015FAS-0085**
WiFi Accessory Hover Flush 52"
Attaches to included fan receiver.



PERFORMANCE SPECIFICATIONS	STANDARD		FLUSH MOUNT	
	HIGH SPEED	AVERAGE	HIGH SPEED	AVERAGE
AIRFLOW (CFM)	5753	3713	4957	3174
ENERGY USE (WATTS)	18.3	12.0	20.5	13.1
AIRFLOW EFFICIENCY (CFM/W)	314	311	242	243
ENERGY COSTS (YEARLY)	\$5.00	\$3.00	\$6.00	\$4.00
AMPS	0.28	0.17	0.31	0.18
RPMS	169	108	170	108

INDEX

900752FMW-LWD	34	904152FBN-NWA	30
900760FMW-LWD	32	904152FCW-LIA	24
900852FMW-LWD	35	904152FCW-NIA	26
900860FMW-LWD	33	904152FCW-NWA	30
904042FBN-LIA	20	904152FMB-LIA	24
904042FCW-LIA	20	904152FMB-NIA	26
904042FMB-LIA	20	904152FMB-NWA	30
904042FMM-LIA	20	904152FMM-LIA	24
904052FBN-LIA	18	904152FMM-NIA	26
904052FCW-LIA	18	904152FMM-NWA	30
904052FHB-LIA	18	904160FBN-NIA	22
904052FMB-LIA	18	904160FBN-NWA	28
904052FMM-LIA	18	904160FCW-NIA	22
904060FBN-LIA	16	904160FCW-NWA	28
904060FCW-LIA	16	904160FMB-NIA	22
904060FMB-LIA	16	904160FMB-NWA	28
904060FMM-LIA	16	904160FMM-NIA	22
904152FBN-LIA	24	904160FMM-NWA	28
904152FBN-NIA	26		

We want you to enjoy your experience with Hinkley.

We're proud to be a 4th generation family company, and we love what we do. We've been designing and creating products with the same level and quality we put in our own homes since 1922. So whether you are flipping through our catalog, surfing our site, getting inspired through social media, chatting with a member of our team or checking out our designs with one of our retailers, we're always looking for your experience with Hinkley to be a positive one. Here's all you need to know:

CATALOG COLLECTIONS

Hinkley catalogs feature our current and complete product line along with important product specs and detailed photography. A must for the print-loving researcher who likes to tab their favorites. Stop by your local showroom for your own copy.

HINKLEY.COM

Dive in! Our easy-to-use site makes your product research process a snap, with the added benefit of tips, trends, installation guidelines and a quick connection to our retail partners.

#HINKLEYSTYLE

We love seeing how you live and sharing ideas and inspiration with each other. Stay in the loop on all Hinkley happenings, from your favorites styles, the best (seriously) giveaways, helpful tips, our latest collabs, Team Hinkley shenanigans, and brand new design drops. @hinkleylighting



TEAM HINKLEY

Want to chat? Contact us at customercare@hinkley.com or 1.800.HINKLEY.


Hinkley stands behind the quality of our lighting fixtures and ceiling fans with product warranties that are among the strongest in the industry. For details of warranty coverage on specific products, please refer to hinkley.com or consult a qualified Hinkley retail distributor.

Several Hinkley products are protected under U.S. Patent and foreign patent, or patent pending.

WELCOME TO THE FAMILY

We stand by every fixture we make but we know that sometimes things happen. Simply register your fixture so we can answer any questions as quickly as possible. Just head over to hinkley.com/register. We're always here if you have a question, need some help, or want to chat about our products.

©2021 Hinkley, Inc. All rights reserved in all copyrightable works.



Hinkley is a proud partner of the American Lighting Association.

HINKLEY

HINKLEY.COM

GLOBAL HEADQUARTERS

33000 Pin Oak Parkway | Avon Lake, Ohio 44012
T 440 653 5500 | F 440 653 5555 | hinkley.com

SHOWROOMS

Dallas Trade Mart 3210 | Dallas, Texas 75207
High Point Historic Market Square 290 | High Point, NC 27260



Connect with us | #hinkleystyle

2021 FAN
SUPPLEMENT II FANSUP621

